

InteleViewer Online Image Access

Images and Reports for studies performed at High St Xray may be viewed through the Inteleviewer Software. This software will run on any modern PC or MAC. It is suitable for clinicians requiring greater interactivity with their imaging and provides a greater range of tools to view and interact with images.

In order to use the InteleViewer you will need a User Name and Password, these can be requested by emailing info@highstxray.com.au

If you require urgent access to Inteleviewer, please call our clinic and we will happily provide these to you over the phone.

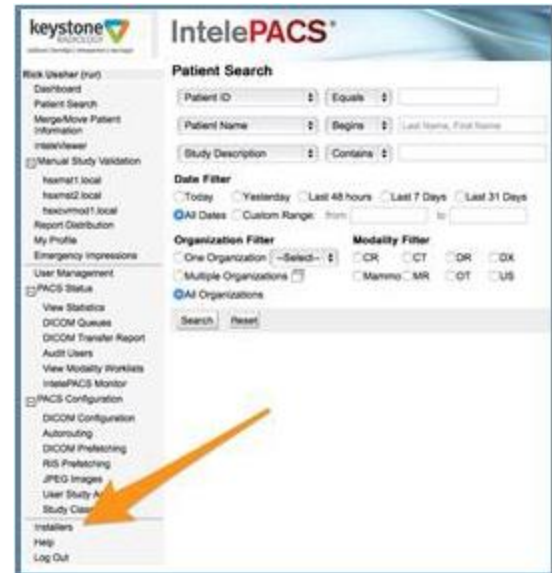
1) To install the software browse to:

<https://pacs.keystoneradiology.com.au>

2) Enter your User Name and Password:



3) Select **Installers** at the bottom left of the menu:



4) Select **Inteleviewer Tracks**



5) Select which version of the software you would like to Download.

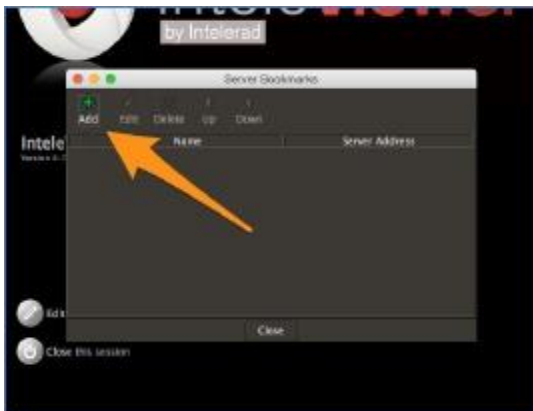


6) Install the Intelviewer Software, once installed Run the application

7) At the start up screen you will need to enter the server details, do this by selecting Edit Bookmarks

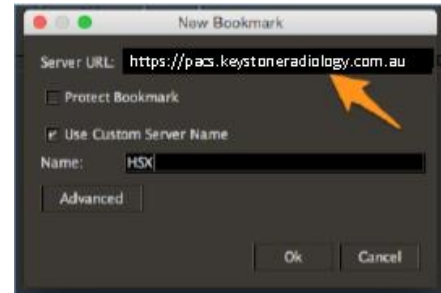


8) Click Add



9) In Server URL enter:

<https://pacs.keystoneradiology.com.au>



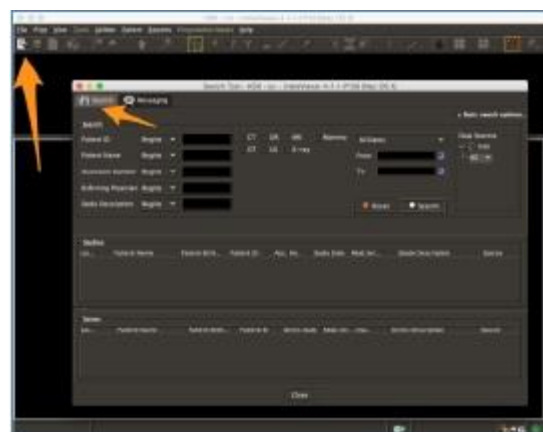
10) Tick Use Customer Server Name and then type in "High St Xray"

11) Click OK and then Close

12) Login using your Username and Password



13) You can then Search for your Patient by clicking the Search Button or by selecting the Search Tab

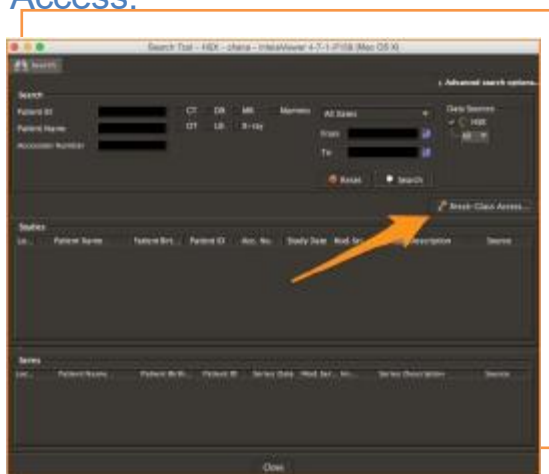


The Break Glass feature allows the treating doctor to review patient studies, even if they are not the patients referring physician as long as they know the patients **Date of Birth**.

1) Run the **Inteleviewer** application



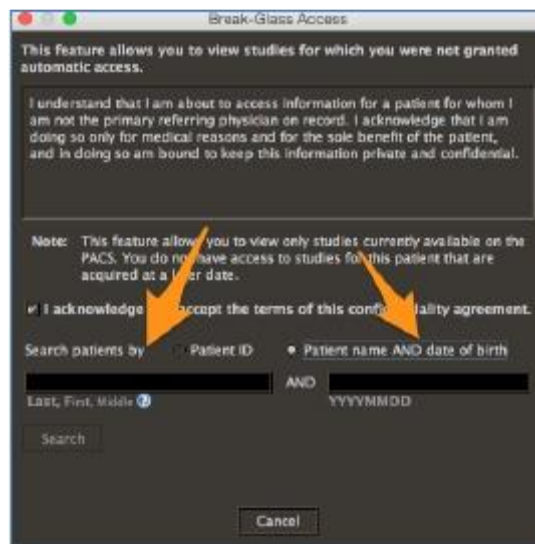
2) On the search screen you will see an option called **Break Glass Access**.



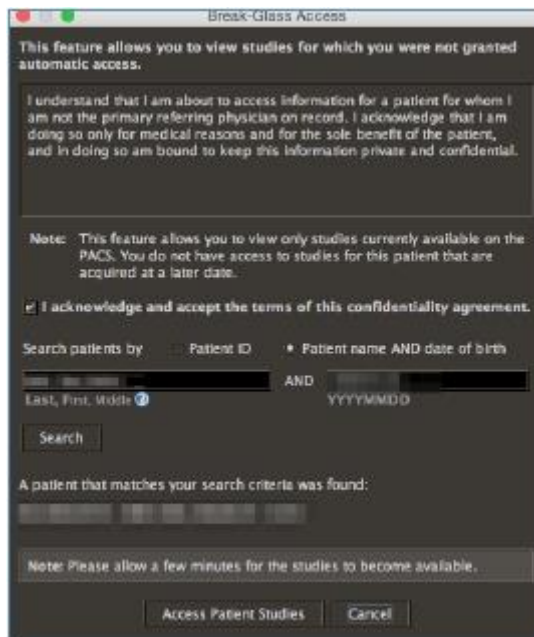
3) Tick the box to **Accept the Terms** of the confidentiality agreement.



4) Enter the Patients name and Date of Birth (take care to note the date format in *italics* - **YYYYMMDD**)



5) All studies available for the patient will be listed



6) Select Access Patient Studies

Break-Glass Access

This feature allows you to view studies for which you were not granted automatic access.

I understand that I am about to access information for a patient for whom I am not the primary referring physician on record. I acknowledge that I am doing so only for medical reasons and for the sole benefit of the patient, and in doing so am bound to keep this information private and confidential.

Note: This feature allows you to view only studies currently available on the PACS. You do not have access to studies for this patient that are acquired at a later date.

I acknowledge and accept the terms of this confidentiality agreement.

Search patients by Patient ID Patient name AND date of birth

AND

East, First, Middle YYYYMMDD

Search

A patient that matches your search criteria was found:

Note: Please allow a few minutes for the studies to become available.

Access Patient Studies Cancel

7) You will then be returned to the main Search Window, the patient ID will be in the search criteria, Select **Search** to view available patient studies

Search

Advanced search options

Search criteria: Patient ID, Patient Name, Accession Number, CT, MR, PET, Mammography, All Series, Data Source (PAC, DICOM, All)

Last updated less than a minute ago. Next update in 9 minutes

Break-Glass Access

Study	Patient Name	Patient ID	Accession No.	Study Date	Modality	Study Description	Source

Series	Patient Name	Patient ID	Series Date	Modality	Series Description	Source

Close